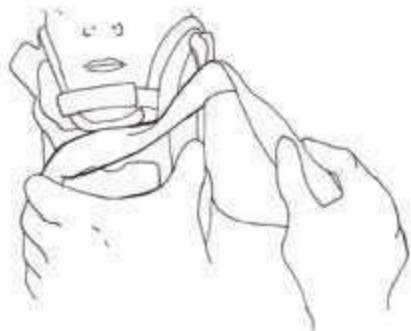
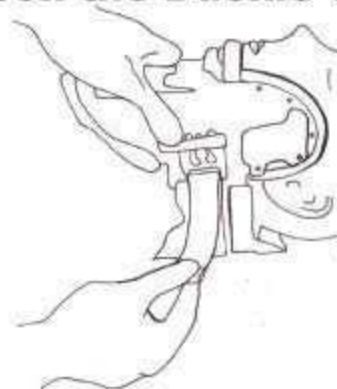
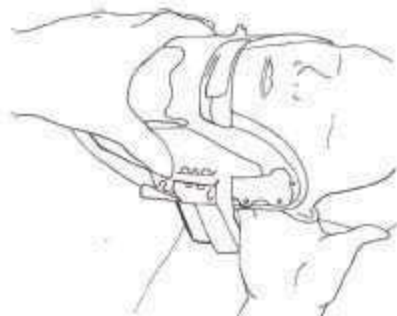
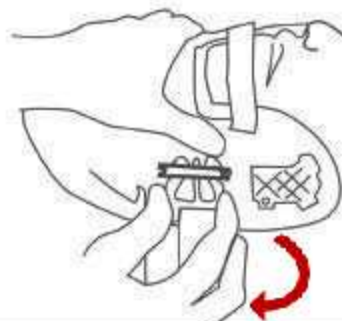


Assessing C-Spine with the “XCollar” in Place**Stabilize the front of the XCollar during the following steps:****① Detach Blue & Yellow XStraps****② Loosen the Buckle Side Strap****③ Slide hand between C-Spine area & XCollar as needed to assess patient****④ Removal: apply even pressure on both sides of the buckle to release****To Re-Apply: use “Opposing Forces” to tighten side strap and secure XStraps**

The XCollar is MRI, X-Ray, and CAT scan compatible.

For research, publications, articles, and videos please visit www.training.xcollar.com or contact us at phone: (805) 684-6568